



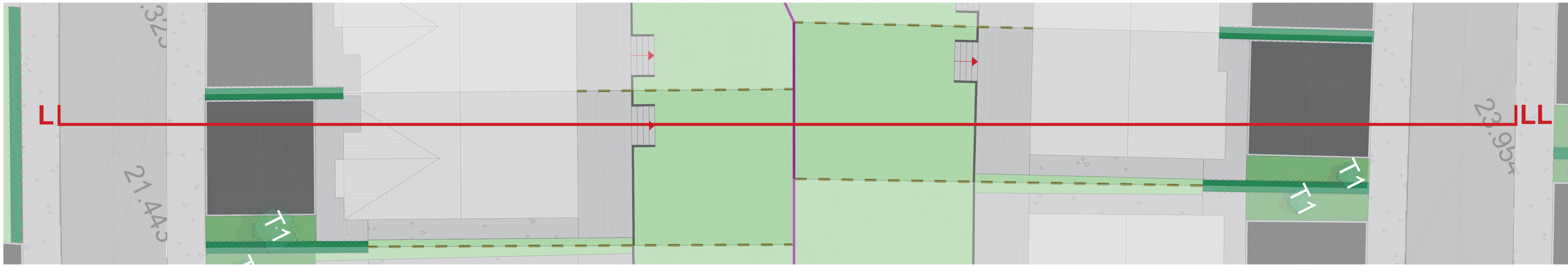


INDICATION PLAN
SCALE: 1:2500/A1

RECEIVED: 14/08/2023



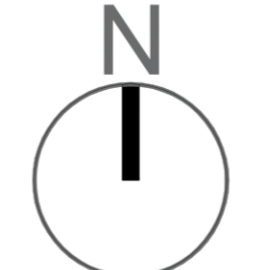
SECTION L-L
SCALE: 1:100/A1



TYPICAL GARDEN PLAN 2
SCALE: 1:100/A1

DO NOT SCALE FROM THIS DRAWING. WORK ONLY FROM FIGURED DIMENSIONS
ALL ERRORS AND OMISSIONS ARE TO BE REPORTED TO LANDSCAPE ARCHITECT

REV:	DATE:	REFERENCE:	BY:	REV:	DATE:	REFERENCE:	BY:
A	2023-07-31	TYPICAL GARDEN PLAN & SECTION 2/3	RMCD				



MURPHY+SHEANON
Horticulture & Landscape Architecture

Contact : colum@murphy-sheanon.ie
Tel : +353860787147
Address : 28Richmond Lodge, Richmond, Green,
Carrickbrennan Road, Monkstown, Dublin 18

CLIENT: KELDRUM LTD.	DRAWING NUMBER: 426-PD-06.2
PROJECT: TINAKILLY TWO, RATHNEW, CO. WICKLOW	PROJECT NUMBER: 426
TITLE: TYPICAL GARDEN PLAN AND SECTION 2/3	PROJECT STATUS: PLANNING
	DATE: JULY 2023
	SCALE: 1:100/A1
DRAWN BY: RMCD	CHECKED BY: KR/CS
CAD FILE REFERENCE: g:\shared drives\murphy sheanon office\m+s_office\jobs\211426 - tinakilly part b - ardale\m+s\2. planning\22-426-pd-01_03.08.23.dwg	